

# Shyam Century Ferrous Limited

Regd. Office. : Vill. : Lumshnong, PO: Khaliehriat, Dist. East Jaintia Hills, Meghalaya-793 210, Phone No. - 03655-278215/16/18  
Fax : 03655-278217, E-mail : investors@shyamcenturyferrous.com, Website - www.shyamcenturyferrous.com  
CIN-L27310ML2011PLC008578

Date: 11.01.2019

To,  
The Listing Department,  
National Stock Exchange of India Limited  
Exchange Plaza, C-1, Block-G  
Bandra Kurla complex, Bandra-East  
Mumbai-400 051  
Stock code: SHYAMCEMENT

BSE Limited  
Phiroze Jeejeebhoy Towers  
Dalal Street  
Mumbai-400 001  
Stock code: 539252

Dear Sir(s),

Sub: Regulation 31: Shareholding Pattern for the Quarter ended 31st December, 2018

Pursuant to Regulation 31 of SEBI (Listing Obligations and Disclosure Requirements) Regulations, 2015, please find enclosed the Shareholding Pattern for the Quarter ended 31st December, 2018.

This is for your information and record.

Thanking you,  
For Shyam Century Ferrous Limited

11-01-2019

X 

Neha Agarwal  
Company Secretary  
Signed by: NEHA AGARWAL

**Neha Agarwal**  
Company Secretary



**Office & Works** : EPIP, Rajabagan, Byrnihat, Meghalaya-793101, Ph : No. - 9436108851  
**Corporate Office** : Satyam Towers, 3 Alipore road, 1st Floor, Unit No. 9B, Kolkata - 700 027, Ph : No. 033 2448 4169/170/693, Fax : 033 2448 4168  
**Guwahati Office** : C/o Star Cement Limited, Mayur Garden, 2nd Floor, Opp. Rajiv Bhawan, GS Road, Guwahati-781005,  
Ph : 0361 24612215/16/17, Fax : 0361 2462217

**Format of holding of specified securities**

1. Name of Listed Entity: SHYAM CENTURY FERROUS LIMITED (CIN:L27310ML2011PLC008578)

2. Scrip Code - Name of Scrip -, - Class of Security Equity

3. Share Holding Pattern Filed under : Reg. 31(1)(a)/Reg. 31(1)(b)/Reg. 31(1)(c )

a. If under 31 (1)(b) then indicate the report for Quarter ending: 31/12/2018

b. If under 31(1)(c ) then indicate date of allotment/extinguishment

4. **Declaration** : The Listed entity is required to submit the following declaration to the extent of submission of information:-

| Particulars  | Yes* | No* |
|--|------|-----|
| 1 Whether the Listed Entity has issued any partly paid up shares?                        |      | No  |
| 2 Whether the Listed Entity has issued any Convertible Securities or Warrants?           |      | No  |
| 3 Whether the Listed Entity has any shares against which depository receipts are issued? |      | No  |
| 4 Whether the Listed Entity has any shares in Locked-in?                                 |      | No  |
| 5 Whether any shares held by promoters are pledge or otherwise encumbered?               |      | No  |

\* If the Listed Entity selects the option 'No' for the questions above, the column for the partly paid up shares, Outstanding Convertible Securities/Warrants, depository receipts, locked-in shares, No of shares pledged or otherwise encumbered by promoters, as applicable, shall not be displayed at the time of dissemination on the Stock Exchange website. Also wherever there is 'No' declared by Listed Entity in above table the values will be considered as 'Zero' by default on submission of the format of holding of specified securities.

5. The tabular format for disclosure of holding of specified securities is as follows:-



SHYAM CENTURY FERROUS LIMITED

Table 1 - Summary Statement holding of specified securities as on 31/12/2018


| Category (I) | Category of shareholder (II)   | Nos. of shareholders (III) | No. of fully paid up equity shares held (IV) | No. of Partly paid-up equity shares held (V) | No. of shares underlying Depository Receipts (VI) | Total nos. shares held (VII)=(IV)+(V)+(VI) | Shareholding as a % of total no. of shares (calculated as per SCRR, 1957) As a % of (A+B+C2) (VIII) | Number of Voting Rights held in each class of securities (IX) |            |           |                         | No of shares Underlying outstanding convertible securities (including Warrants) (X) | Shareholding as a % assuming full conversion of convertible securities (as a percentage of diluted share capital) (XI)=(VII)+(X) As a % of (A+B+C2) | Number of Locked in shares (XII) |                                 | Number of shares pledged or otherwise encumbered (XIII) |                                 | Number of equity shares held in dematerialized form (XIV) |
|--------------|--------------------------------|----------------------------|--|--|---|--|---|---|------------|-----------|-------------------------|---|---|----------------------------------|---------------------------------|---|---------------------------------|---|
|              |                                |                            |  |  |   |  |   | No of Voting Rights   |            |           | Total as a % of (A+B+C) |   |   | No. (a)                          | As a % of total shares held (b) | No. (a)   | As a % of total shares held (b) |   |
|              |                                |                            |  |  |   |  |   | Class eg:x  | Class eg:y | Total     |                         |   |   |                                  |                                 |   |                                 |   |
| (A)          | Promoter & Promoter group      | 20                         | 112365155                                    | 0  | 0   | 112365155                                  | 50.5755   | 112365155   | 0          | 112365155 | 50.5755                 | 0   | 50.5755   | 0                                | 0.0000                          | 0   | 0.0000                          | 112365155   |
| (B)          | Public                         | 10585                      | 109807835                                    | 0  | 0   | 109807835                                  | 49.4245   | 109807835   | 0          | 109807835 | 49.4245                 | 0   | 49.4245   | 0                                | 0.0000                          | NA  | NA                              | 109260448   |
| (C)          | Non Promoter - Non Public      |                            |  |  |   |  |   |   |            |           |                         |   |   |                                  |                                 | NA  | NA                              |   |
| (C1)         | Shares underlying DRs          |                            |  |  |   |  | NA  |   |            |           |                         |   |   |                                  |                                 | NA  | NA                              |   |
| (C2)         | Shares held by Employee Trusts |                            |  |  |   |  |   |   |            |           |                         |   |   |                                  |                                 | NA  | NA                              |   |
|              | Total                          | 10605                      | 222172990                                    | 0  | 0   | 222172990                                  | 100.0000  | 222172990   | 0          | 222172990 | 100.0000                | 0   | 100.0000  | 0                                |                                 |   |                                 | 221625603   |



## SHYAM CENTURY FERROUS LIMITED

Table II - Statement Showing shareholding pattern of the Promoter and Promoter Group as on 31/12/2018

| Category & Name of the Shareholders (I)                        | PAN (II)    | Nos. of shareholders (III) | No. of fully paid up equity shares held (IV) | Partly paid-up equity shares held (V) | Nos. of shares underlying Depository Receipts (VI) | Total nos. shares held (VII)=(IV)+(V)+(VI) | Shareholding % calculated as per SCRR, 1957) As a % of (A+B+C2) (VIII) | Number of Voting Rights held in each class of securities (IX) |         |           | No of shares Underlying convertible securities (including Warrants) (X) | Shareholding as a % assuming full conversion of convertible securities (as a percentage of diluted share capital) (XI)=(VII)+(X) As a % of A+B+C2) | Number of Locked in shares (XII)    |         | Number of shares pledged or otherwise encumbered (XIII) |         | Number of equity shares held in dematerialized form (XIV) |                                 |
|--|-------------|----------------------------|--|---------------------------------------|--|--|--|---|---------|-----------|---|--|-------------------------------------|---------|---|---------|---|---------------------------------|
|  |             |                            |  |                                       |  |  |  | No of Voting Rights   |         |           |   |  | Total as a % of Total Voting rights | No. (a) | As a % of total shares held (b)                         | No. (a) |   | As a % of total shares held (b) |
|  |             |                            |  |                                       |  |  |  | Class x   | Class y | Total     |   |  |                                     |         |   |         |   |                                 |
| (1) Indian   |             |                            |  |                                       |  |  |  |   |         |           |   |  |                                     |         |   |         |   |                                 |
| (a) Individuals/Hindu undivided Family                         |             | 14                         | 71236075                                     | 0                                     | 0  | 71236075                                   | 32.0633  | 71236075  | 0       | 71236075  | 32.0633   | 0  | 32.0633                             | 0       | 0.0000  | 0       | 0.0000  | 71236075                        |
| SANTOSH BHAJANKA   | ACAPB0470B  | 1                          | 15049500                                     | 0                                     | 0  | 15049500                                   | 6.7738   | 15049500  | 0       | 15049500  | 6.7738  | 0  | 6.7738                              | 0       | 0.0000  | 0       | 0.0000  | 15049500                        |
| DIVYA AGARWAL  | ADDDPA5347G | 1                          | 14488750                                     | 0                                     | 0  | 14488750                                   | 6.5214   | 14488750  | 0       | 14488750  | 6.5214  | 0  | 6.5214                              | 0       | 0.0000  | 0       | 0.0000  | 14488750                        |
| SANJAY AGARWAL   | ADDDPA5363J | 1                          | 14212976                                     | 0                                     | 0  | 14212976                                   | 6.3973   | 14212976  | 0       | 14212976  | 6.3973  | 0  | 6.3973                              | 0       | 0.0000  | 0       | 0.0000  | 14212976                        |
| SAJJAN BHAJANKA  | ACAPB0486F  | 1                          | 11234493                                     | 0                                     | 0  | 11234493                                   | 5.0566   | 11234493  | 0       | 11234493  | 5.0566  | 0  | 5.0566                              | 0       | 0.0000  | 0       | 0.0000  | 11234493                        |
| PREM KUMAR BHAJANKA  | ACAPB4176A  | 1                          | 5785506                                      | 0                                     | 0  | 5785506                                    | 2.6041   | 5785506   | 0       | 5785506   | 2.6041  | 0  | 2.6041                              | 0       | 0.0000  | 0       | 0.0000  | 5785506                         |
| HARI PRASAD AGARWAL  | ADDDPA7640D | 1                          | 2435760                                      | 0                                     | 0  | 2435760                                    | 1.0963   | 2435760   | 0       | 2435760   | 1.0963  | 0  | 1.0963                              | 0       | 0.0000  | 0       | 0.0000  | 2435760                         |
| HARI PRASAD AGARWALA AND OTHERS                                | AAAHH9755D  | 1                          | 1530990                                      | 0                                     | 0  | 1530990                                    | 0.6891   | 1530990   | 0       | 1530990   | 0.6891  | 0  | 0.6891                              | 0       | 0.0000  | 0       | 0.0000  | 1530990                         |
| SUMITRA DEVI AGARWAL   | ACXPA6197K  | 1                          | 1526250                                      | 0                                     | 0  | 1526250                                    | 0.6870   | 1526250   | 0       | 1526250   | 0.6870  | 0  | 0.6870                              | 0       | 0.0000  | 0       | 0.0000  | 1526250                         |
| BHAWNA AGARWAL   | ACIPA3280E  | 1                          | 1273690                                      | 0                                     | 0  | 1273690                                    | 0.5733   | 1273690   | 0       | 1273690   | 0.5733  | 0  | 0.5733                              | 0       | 0.0000  | 0       | 0.0000  | 1273690                         |
| SONU KAJARIA   | ADDDPB8611J | 1                          | 1030010                                      | 0                                     | 0  | 1030010                                    | 0.4636   | 1030010   | 0       | 1030010   | 0.4636  | 0  | 0.4636                              | 0       | 0.0000  | 0       | 0.0000  | 1030010                         |
| PAYAL AGRAWAL  | ADDDPB8610K | 1                          | 1000000                                      | 0                                     | 0  | 1000000                                    | 0.4501   | 1000000   | 0       | 1000000   | 0.4501  | 0  | 0.4501                              | 0       | 0.0000  | 0       | 0.0000  | 1000000                         |
| SHRADDHA AGARWAL   | AEYPA9535J  | 1                          | 800000                                       | 0                                     | 0  | 800000                                     | 0.3601   | 800000  | 0       | 800000    | 0.3601  | 0  | 0.3601                              | 0       | 0.0000  | 0       | 0.0000  | 800000                          |
| RAJESH KUMAR AGARWAL   | ACQPA7715A  | 1                          | 745225                                       | 0                                     | 0  | 745225                                     | 0.3354   | 745225  | 0       | 745225    | 0.3354  | 0  | 0.3354                              | 0       | 0.0000  | 0       | 0.0000  | 745225                          |
| KESHAV BHAJANKA  | ANHPB7251L  | 1                          | 122925                                       | 0                                     | 0  | 122925                                     | 0.0553   | 122925  | 0       | 122925    | 0.0553  | 0  | 0.0553                              | 0       | 0.0000  | 0       | 0.0000  | 122925                          |
| (b) Central Government/State Government(s)                     |             |                            |  |                                       |  |  |  |   |         |           |   |  |                                     |         |   |         |   |                                 |
| (c) Financial Institutions/Banks                               |             |                            |  |                                       |  |  |  |   |         |           |   |  |                                     |         |   |         |   |                                 |
| (d) Any Other (specify)  |             |                            |  |                                       |  |  |  |   |         |           |   |  |                                     |         |   |         |   |                                 |
| Bodies Corporate   |             | 6                          | 41129080                                     | 0                                     | 0  | 41129080                                   | 18.5122  | 41129080  | 0       | 41129080  | 18.5122   | 0  | 18.5122                             | 0       | 0.0000  | 0       | 0.0000  | 41129080                        |
| BRIJDHAM MERCHANTS PVT. LTD.                                   | AABCB0939K  | 1                          | 9543990                                      | 0                                     | 0  | 9543990                                    | 4.2957   | 9543990   | 0       | 9543990   | 4.2957  | 0  | 4.2957                              | 0       | 0.0000  | 0       | 0.0000  | 9543990                         |
| SRIRAM VANIJYA PVT. LTD.                                       | AAECS4027N  | 1                          | 8502180                                      | 0                                     | 0  | 8502180                                    | 3.8268   | 8502180   | 0       | 8502180   | 3.8268  | 0  | 3.8268                              | 0       | 0.0000  | 0       | 0.0000  | 8502180                         |
| SUMANGAL INTERNATIONAL PVT. LTD.                               | AADCS6896G  | 1                          | 7666800                                      | 0                                     | 0  | 7666800                                    | 3.4508   | 7666800   | 0       | 7666800   | 3.4508  | 0  | 3.4508                              | 0       | 0.0000  | 0       | 0.0000  | 7666800                         |
| SUMANGAL BUSINESS PVT. LTD.                                    | AAECS4489C  | 1                          | 6831240                                      | 0                                     | 0  | 6831240                                    | 3.0747   | 6831240   | 0       | 6831240   | 3.0747  | 0  | 3.0747                              | 0       | 0.0000  | 0       | 0.0000  | 6831240                         |
| SRIRAM MERCHANTS PVT. LTD.                                     | AAECS5033N  | 1                          | 6739870                                      | 0                                     | 0  | 6739870                                    | 3.0336   | 6739870   | 0       | 6739870   | 3.0336  | 0  | 3.0336                              | 0       | 0.0000  | 0       | 0.0000  | 6739870                         |
| AUROVILLE INVESTMENTS PVT LTD                                  | AACCA3690B  | 1                          | 1845000                                      | 0                                     | 0  | 1845000                                    | 0.8304   | 1845000   | 0       | 1845000   | 0.8304  | 0  | 0.8304                              | 0       | 0.0000  | 0       | 0.0000  | 1845000                         |
| Sub Total  |             | 20                         | 112365155                                    | 0                                     | 0  | 112365155                                  | 50.5755  | 112365155   | 0       | 112365155 | 50.5755   | 0  | 50.5755                             | 0       | 0.0000  | 0       | 0.0000  | 112365155                       |
| (2) Foreign  |             |                            |  |                                       |  |  |  |   |         |           |   |  |                                     |         |   |         |   |                                 |
| (a) Individuals (Non-Resident Individuals/Foreign Individuals) |             |                            |  |                                       |  |  |  |   |         |           |   |  |                                     |         |   |         |   |                                 |
| (b) Government   |             |                            |  |                                       |  |  |  |   |         |           |   |  |                                     |         |   |         |   |                                 |
| (c) Institutions   |             |                            |  |                                       |  |  |  |   |         |           |   |  |                                     |         |   |         |   |                                 |
| (d) Foreign Portfolio Investor                                 |             |                            |  |                                       |  |  |  |   |         |           |   |  |                                     |         |   |         |   |                                 |
| (e) Any Other (specify)  |             |                            |  |                                       |  |  |  |   |         |           |   |  |                                     |         |   |         |   |                                 |
| Sub Total  |             | 0                          | 0  | 0                                     | 0  | 0  | 0.0000   | 0   | 0       | 0         | 0.0000  | 0  | 0.0000                              | 0       | 0.0000  | 0       | 0.0000  | 0                               |





| SHYAM CENTURY FERROUS LIMITED   |          |                            |  |                                       |  |  |   |   |         |           |   |   |                                  |                                 |   |                                 |   |           |
|---|----------|----------------------------|--|---------------------------------------|--|--|---|---|---------|-----------|---|---|----------------------------------|---------------------------------|---|---------------------------------|---|-----------|
| Table II - Statement Showing shareholding pattern of the Promoter and Promoter Group as on 31/12/2018 |          |                            |  |                                       |  |  |   |   |         |           |   |   |                                  |                                 |   |                                 |   |           |
| Category & Name of the Shareholders (I)   | PAN (II) | Nos. of shareholders (III) | No. of fully paid up equity shares held (IV) | Partly paid-up equity shares held (V) | Nos. of shares underlying Depository Receipts (VI) | Total nos. shares held (VII)=(IV)+(V)+(VI) | Shareholding % calculated as per SCRR, 1957 As a % of (A+B+C2) (VIII) | Number of Voting Rights held in each class of securities (IX) |         |           | No of shares Underlying outstanding convertible securities (including Warrants) (X) | Shareholding as a % assuming full conversion of convertible securities (as a percentage of diluted share capital) (XI)=(VII)+(X) As a % of A+B+C2 | Number of Locked in shares (XII) |                                 | Number of shares pledged or otherwise encumbered (XIII) |                                 | Number of equity shares held in dematerialized form (XIV) |           |
|   |          |                            |  |                                       |  |  |   | Class x   | Class y | Total     |   |   | No. (a)                          | As a % of total shares held (b) | No. (a)   | As a % of total shares held (b) |   |           |
| Total Shareholding of Promoter and Promoter Group (A)=(A)(1)+(A)(2)                                   |          | 20                         | 112365155                                    | 0                                     | 0  | 112365155                                  | 50.5755   | 112365155   | 0       | 112365155 | 50.5755   | 0   | 50.5755                          | 0                               | 0.0000  | 0                               | 0.0000  | 112365155 |



## SHYAM CENTURY FERROUS LIMITED

Table III - Statement Showing shareholding pattern of the Public shareholder as on 31/12/2018

| Category & Name of the Shareholders (I)   | PAN (II)   | Nos. of shareholders (III) | No. of fully paid up equity shares held (IV) | Partly paid-up equity shares held (V) | Nos. of shares underlying Depository Receipts (VI) | Total nos. shares held (VII)=(IV)+(V)+(VI) | Shareholding % calculated as per SCRR, 1957) As a % of (A+B+C2) (VIII) | Number of Voting Rights held in each class of securities (IX) |         |          | No of shares Underlying outstanding convertible securities (including Warrants) (X) | Shareholding as a % assuming full conversion of convertible securities (as a percentage of diluted share capital) (XI)=(VII)+(X) As a % of A+B+C2) | Number of Locked in shares (XII)    |         | Number of shares pledged or otherwise encumbered (XIII) |                          | Number of equity shares held in dematerialized form (XIV) |  |
|---|------------|----------------------------|--|---------------------------------------|--|--|--|---|---------|----------|---|--|-------------------------------------|---------|---|--------------------------|---|--|
|   |            |                            |  |                                       |  |  |  | No of Voting Rights   |         |          |   |  | Total as a % of Total Voting rights | No. (a) | As a % of total shares held (b)                         | No. (Not applicable) (a) |   | As a % of total shares held (Not applicable) (b) |
|   |            |                            |  |                                       |  |  |  | Class x   | Class y | Total    |   |  |                                     |         |   |                          |   |  |
| (1) Institutions  |            |                            |  |                                       |  |  |  |   |         |          |   |  |                                     |         |   |                          |   |  |
| (a) Mutual Funds / UTI  |            |                            |  |                                       |  |  |  |   |         |          |   |  |                                     |         |   |                          |   |  |
| (b) Venture Capital Funds   |            |                            |  |                                       |  |  |  |   |         |          |   |  |                                     |         |   |                          |   |  |
| (c) Alternate Investment Funds  |            |                            |  |                                       |  |  |  |   |         |          |   |  |                                     |         |   |                          |   |  |
| (d) Foreign Venture Capital Investors   |            |                            |  |                                       |  |  |  |   |         |          |   |  |                                     |         |   |                          |   |  |
| (e) Foreign Portfolio Investors   |            |                            |  |                                       |  |  |  |   |         |          |   |  |                                     |         |   |                          |   |  |
| (f) Financial Institutions / Banks  |            |                            |  |                                       |  |  |  |   |         |          |   |  |                                     |         |   |                          |   |  |
| (g) Insurance Companies   |            |                            |  |                                       |  |  |  |   |         |          |   |  |                                     |         |   |                          |   |  |
| (h) Provident Funds / Pension Funds   |            |                            |  |                                       |  |  |  |   |         |          |   |  |                                     |         |   |                          |   |  |
| (i) Any Other (specify)   |            |                            |  |                                       |  |  |  |   |         |          |   |  |                                     |         |   |                          |   |  |
| Sub Total   |            |                            | 0  | 0                                     | 0  | 0  | 0.0000   | 0   | 0       | 0        | 0.0000  | 0  | 0.0000                              | 0       | 0.0000  | NA                       |   | 0  |
| (2) Central Government / State Government(s) / President of India                 |            |                            |  |                                       |  |  |  |   |         |          |   |  |                                     |         |   |                          |   |  |
| (3) Non-Institutions  |            |                            |  |                                       |  |  |  |   |         |          |   |  |                                     |         |   |                          |   |  |
| (a) Individuals-  |            |                            |  |                                       |  |  |  |   |         |          |   |  |                                     |         |   |                          |   |  |
| i. Individual shareholders holding nominal share capital upto Rs.2 lakhs          |            | 10113                      | 17977122                                     | 0                                     | 0  | 17977122                                   | 8.0915   | 17977122  | 0       | 17977122 | 8.0915  | 0  | 8.0915                              | 0       | 0.0000  | NA                       |   | 17440235   |
| ii. Individual shareholders holding nominal share capital in excess of Rs.2 lakhs |            | 14                         | 64369871                                     | 0                                     | 0  | 64369871                                   | 28.9729  | 64369871  | 0       | 64369871 | 28.9729   | 0  | 28.9729                             | 0       | 0.0000  | NA                       |   | 64369871   |
| BRIJ BHUSHAN AGARWAL  | ACGPA0365A | 1                          | 22846012                                     | 0                                     | 0  | 22846012                                   | 10.2830  | 22846012  | 0       | 22846012 | 10.2830   | 0  | 10.2830                             | 0       | 0.0000  | NA                       |   | 22846012   |
| Anurag Choudhary  | ABYPC2666D | 1                          | 11196575                                     | 0                                     | 0  | 11196575                                   | 5.0396   | 11196575  | 0       | 11196575 | 5.0396  | 0  | 5.0396                              | 0       | 0.0000  | NA                       |   | 11196575   |
| MAHABIR PRASAD AGARWAL  | AAAAB1433D | 1                          | 10700000                                     | 0                                     | 0  | 10700000                                   | 4.8161   | 10700000  | 0       | 10700000 | 4.8161  | 0  | 4.8161                              | 0       | 0.0000  | NA                       |   | 10700000   |
| MITTU AGARWAL   | ADAPA2795B | 1                          | 6365687                                      | 0                                     | 0  | 6365687                                    | 2.8652   | 6365687   | 0       | 6365687  | 2.8652  | 0  | 2.8652                              | 0       | 0.0000  | NA                       |   | 6365687  |
| OM PRAKASH SANJIV KUCKIAN   | AFBPK6184K | 1                          | 5500000                                      | 0                                     | 0  | 5500000                                    | 2.4755   | 5500000   | 0       | 5500000  | 2.4755  | 0  | 2.4755                              | 0       | 0.0000  | NA                       |   | 5500000  |
| (b) NBFCs registered with RBI   |            |                            |  |                                       |  |  |  |   |         |          |   |  |                                     |         |   |                          |   |  |
| (c) Employee Trusts   |            |                            |  |                                       |  |  |  |   |         |          |   |  |                                     |         |   |                          |   |  |
| (d) Overseas Depositories (holding DRs) (balancing figure)                        |            |                            |  |                                       |  |  |  |   |         |          |   |  |                                     |         |   |                          |   |  |
| (e) Any Other (specify)   |            |                            |  |                                       |  |  |  |   |         |          |   |  |                                     |         |   |                          |   |  |



SHYAM CENTURY FERROUS LIMITED

Table III - Statement Showing shareholding pattern of the Public shareholder as on 31/12/2018

| Category & Name of the Shareholders (I)            | PAN (II)   | Nos. of shareholders (III) | No. of fully paid up equity shares held (IV) | Partly paid-up equity shares held (V) | Nos. of shares underlying Depository Receipts (VI) | Total nos. shares held (VII)=(IV)+(V)+(VI) | Shareholding % calculated as per SCRR, 1957) As a % of (A+B+C2) (VIII) | Number of Voting Rights held in each class of securities (IX) |         |           | No of shares Underlying outstanding convertible securities (including Warrants) (X) | Shareholding as a % assuming full conversion of convertible securities (as a percentage of diluted share capital) (XI)=(VII)+(X) As a % of A+B+C2) | Number of Locked in shares (XII) |         | Number of shares pledged or otherwise encumbered (XIII) |                          | Number of equity shares held in dematerialized form (XIV) |  |
|--|------------|----------------------------|--|---------------------------------------|--|--|--|---|---------|-----------|---|--|----------------------------------|---------|---|--------------------------|---|--|
|  |            |                            |  |                                       |  |  |  | No of Voting Rights   |         |           |   |  | As a % of Total Voting rights    | No. (a) | As a % of total shares held (b)                         | No. (Not applicable) (a) |   | As a % of total shares held (Not applicable) (b) |
|  |            |                            |  |                                       |  |  |  | Class x   | Class y | Total     |   |  |                                  |         |   |                          |   |  |
| Bodies Corporate                                   |            | 237                        | 26673769                                     | 0                                     | 0  | 26673769                                   | 12.0059  | 26673769  | 0       | 26673769  | 12.0059   | 0  | 12.0059                          | 0       | 0.0000  | NA                       | 26663269  |  |
| KALPATARU HOUSE FIN. AND TRADING PRIVATE LTD.      | AABCK2172R | 1                          | 10707253                                     | 0                                     | 0  | 10707253                                   | 4.8193   | 10707253  | 0       | 10707253  | 4.8193  | 0  | 4.8193                           | 0       | 0.0000  | NA                       | 10707253  |  |
| PATTON INTERNATIONAL LIMITED                       | AABCP7901M | 1                          | 8012926                                      | 0                                     | 0  | 8012926                                    | 3.6066   | 8012926   | 0       | 8012926   | 3.6066  | 0  | 3.6066                           | 0       | 0.0000  | NA                       | 8012926   |  |
| Clearing Member                                    |            | 59                         | 368303                                       | 0                                     | 0  | 368303                                     | 0.1658   | 368303  | 0       | 368303    | 0.1658  | 0  | 0.1658                           | 0       | 0.0000  | NA                       | 368303  |  |
| Non Resident Individual                            |            | 156                        | 317690                                       | 0                                     | 0  | 317690                                     | 0.1430   | 317690  | 0       | 317690    | 0.1430  | 0  | 0.1430                           | 0       | 0.0000  | NA                       | 317690  |  |
| Domestic Corporate Unclaimed Shares Account        |            | 1                          | 93580  | 0                                     | 0  | 93580                                      | 0.0421   | 93580   | 0       | 93580     | 0.0421  | 0  | 0.0421                           | 0       | 0.0000  | NA                       | 93580   |  |
| Trusts   |            | 5                          | 7500   | 0                                     | 0  | 7500                                       | 0.0034   | 7500  | 0       | 7500      | 0.0034  | 0  | 0.0034                           | 0       | 0.0000  | NA                       | 7500  |  |
| Sub Total  |            | 10585                      | 109807835                                    | 0                                     | 0  | 109807835                                  | 49.4245  | 109807835   | 0       | 109807835 | 49.4245   | 0  | 49.4245                          | 0       | 0.0000  | NA                       | 109260448   |  |
| Total Public Shareholding (B)=(B)(1)+(B)(2)+(B)(3) |            | 10585                      | 109807835                                    | 0                                     | 0  | 109807835                                  | 49.4245  | 109807835   | 0       | 109807835 | 49.4245   | 0  | 49.4245                          | 0       | 0.0000  | NA                       | 109260448   |  |



Table Iv - Statement Showing shareholding pattern of the Non Promoter - Non Public shareholder as on 31/12/2018

| Category & Name of the Shareholders (I)  | PAN (II) | No of shareholders (III) | No. of fully paid up equity shares held (IV) | Partly paid-up equity shares held (V) | Nos. of shares underlying Depository Receipts (VI) | Total nos. shares held (VII)=(IV)+(V)+(VI) | Shareholding % calculated as per SCRR, 1957) As a % of (A+B+C2) (VIII) | Number of Voting Rights held in each class of securities (IX) |         |       | No of shares Underlying outstanding convertible securities (including Warrants) (X) | Total Shareholding as a % assuming full conversion of convertible securities (as a percentage of diluted share capital) (XI)=(VII)+(X) As a % of A+B+C2) | Number of Locked in shares (XII) |         | Number of shares pledged or otherwise encumbered (XIII) |                          | Number of equity shares held in dematerialized form (XIV) |                                 |  |
|--|----------|--------------------------|--|---------------------------------------|--|--|--|---|---------|-------|---|--|----------------------------------|---------|---|--------------------------|---|---------------------------------|--|
|  |          |                          |  |                                       |  |  |  | No of Voting Rights   |         |       |   |  | As a % of Total Voting rights    | No. (a) | As a % of total shares held (b)                         | No. (Not applicable) (a) |   | As a % of total shares held (b) |  |
|  |          |                          |  |                                       |  |  |  | Class x   | Class y | Total |   |  |                                  |         |   |                          |   |                                 |  |
| (1) Custodian / DR Holder  |          |                          |  |                                       |  |  |  |   |         |       |   |  |                                  |         |   |                          |   |                                 |  |
| (2) Employee Benefit Trust (under SEBI (Share based Employee Benefit) Regulations, 2014) |          |                          |  |                                       |  |  |  |   |         |       |   |  |                                  |         |   |                          |   |                                 |  |
| Total Non Promoter - Non Public Shareholding (C)=(C)(1)+(C)(2)                           |          | 0                        | 0  | 0                                     | 0  | 0  | 0.0000   | 0   | 0       | 0     | 0.0000  | 0  | 0.0000                           | 0       | 0.0000  | NA                       | NA  | 0                               |  |

